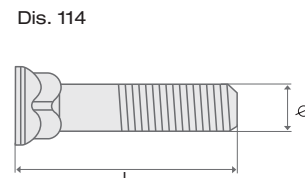
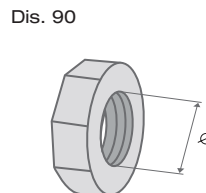
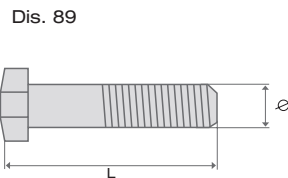
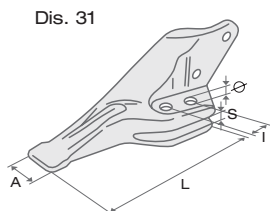
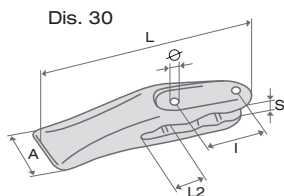


TOOTH / Dente

FIXING / Fissaggio



MV Code	Original Code	Drawing	Description	A	L	L2	I	S	Ø	kg
Codice MV	Codice Originale	Disegno	Descrizione							
D1000.3FU		30	TOOTH / Dente	50	190	37	40-45	17	13-20	1,3
D1000.8		30	TOOTH / Dente	50	190	37	40-45	17	13-20	1,3
D180.8FU		30	TOOTH / Dente	53	225	37	45	21	13	1,7
D2500B		89	FIXING / Fissaggio		50				12	
D2500D		90	FIXING / Fissaggio						12	
D130.10FU	091.0.005	30	TOOTH / Dente	65	275	62	45	21	14,5	3
D149.10	52.624	30	TOOTH / Dente	65	275	48	70	21	15	3
D16FAIFU	825011098	30	TOOTH / Dente	65	275	51	80	21	15	3
D180.11		30	TOOTH / Dente	53	225	46	60	22	16	1,7
D2502B		89	FIXING / Fissaggio		60				14	
D2502D		90	FIXING / Fissaggio						14	
DFKI18FAIFU		30	TOOTH / Dente	50	290	51	80	21	18 QUADRO	3,5
DFKI18FAIDXFU		31	TOOTH / Dente	50	300	51	80	21	18 QUADRO	6,8
DFKI18FAISXFU		31	TOOTH / Dente	50	300	51	80	21	18 QUADRO	6,8
D2520B		114	FIXING / Fissaggio		2 1/2"				5/8	
D2520D		90	FIXING / Fissaggio						5/8	