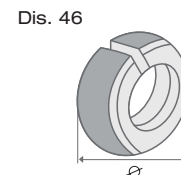
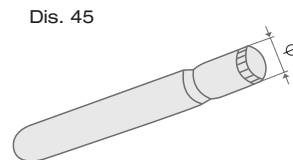
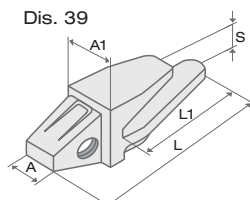
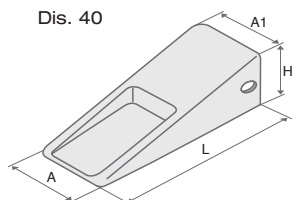


TOOTH / Dente

ADAPTER / Porta dente

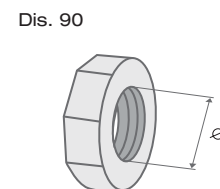
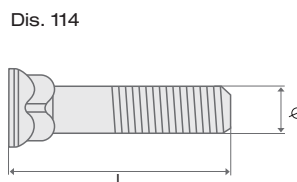
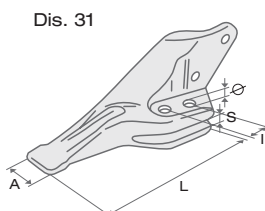
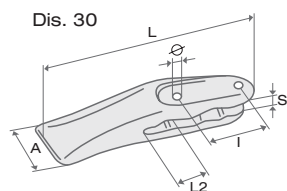
FIXING / Fissaggio



MV Code	Original Code	Drawing	Description	A	A1	L	L1	L2	I	S	H	Ø	kg
Codice MV	Codice Originale	Disegno	Descrizione										
DNH206FU	85801096	40	TOOTH / Dente	50	57	146					63		1,2
DNH238FU	85801095	39	ADAPTER / Porta dente	35	52	181	100			22			1,6
D214NH	85801097	45	FIXING / Fissaggio									11	
D218NH	85801098	46	FIXING / Fissaggio									18	

TOOTH / Dente

FIXING / Fissaggio



MV Code	Original Code	Drawing	Description	A	A1	L	L1	L2	I	S	H	Ø	kg
Codice MV	Codice Originale	Disegno	Descrizione										
DNH11LVFU	85811440	30	TOOTH / Dente	63		270		51	75	21		18 QUADRO	3,6
DNH11DXVFU	85801377	31	TOOTH / Dente	50		270		51	75	21		18 QUADRO	4,9
DNH11SXVFU	85801376	31	TOOTH / Dente	50		270		51	75	21		18 QUADRO	4,9
D2520B		114	FIXING / Fissaggio			2 1/2"						5/8	
D2520D		90	FIXING / Fissaggio									5/8	