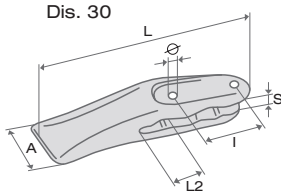
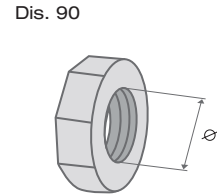
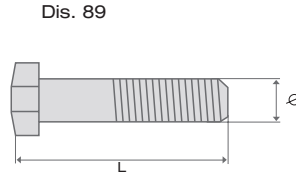


**TOOTH / Dente**



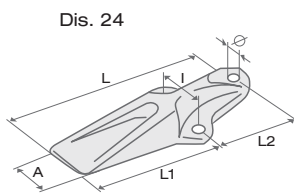
**FIXING / Fissaggio**



MV Code	Original Code	Drawing	Description	A	L	L2	I	S	Ø	kg
Codice MV	Codice Originale	Disegno	Descrizione							
D1000.3FU		30	TOOTH / Dente	50	190	37	40-45	17	13-20	1,3
D2500B		89	FIXING / Fissaggio		50				12	
D2500D		90	FIXING / Fissaggio						12	

**ATLAS**

**TOOTH / Dente**



MV Code	Original Code	Drawing	Description	A	L	L1	L2	I	Ø	kg
Codice MV	Codice Originale	Disegno	Descrizione							
D3AT	1218797	24	TOOTH / Dente	75	335	195	90	70	21	4,6